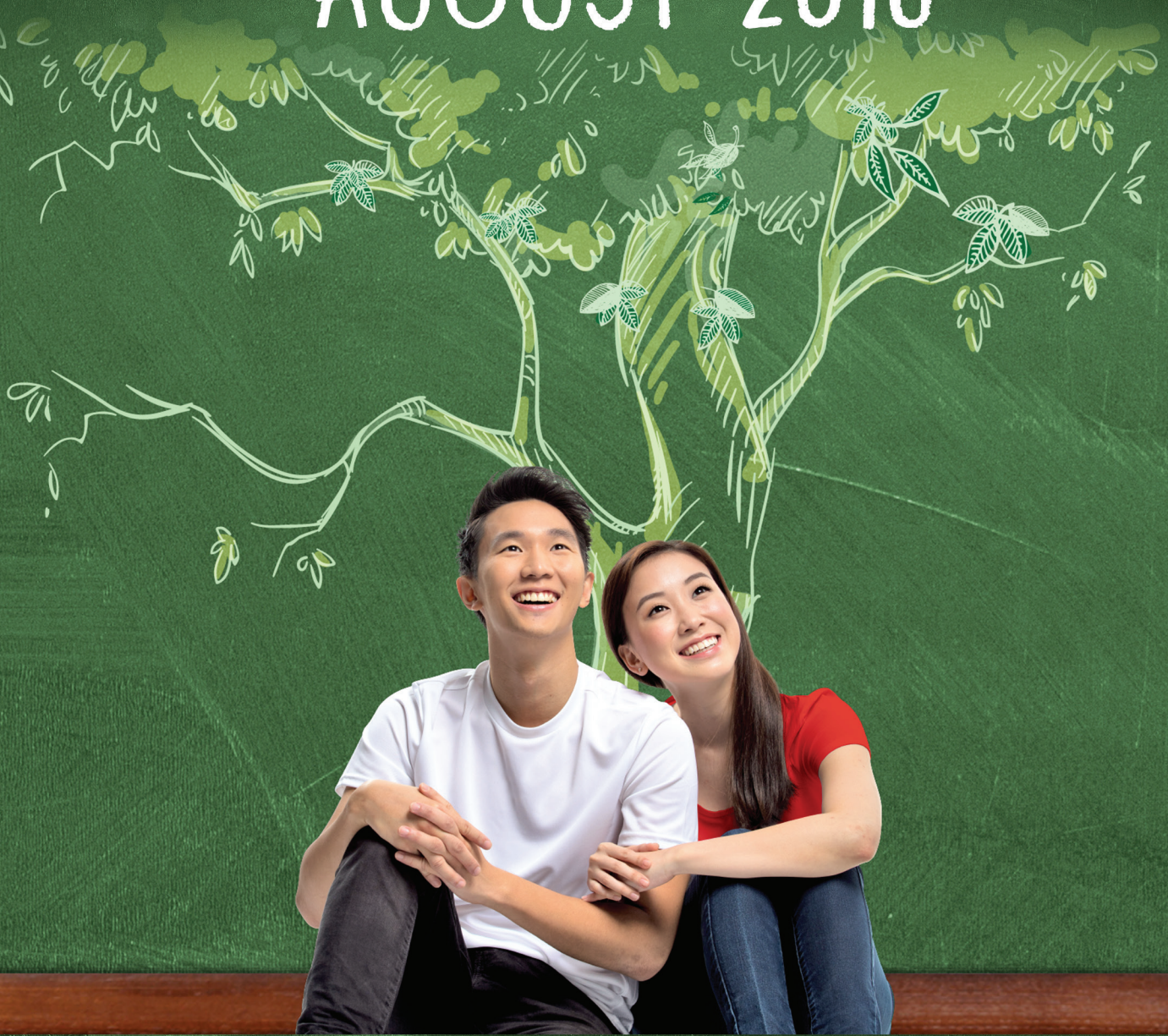


HDB SALES LAUNCH AUGUST 2016



EAST  DELTA
— @ C A N B E R R A —
— — — — —
— — — — —
— — — — —



A Serene Home



EastDelta @ Canberra is bounded by Canberra Way and Canberra Street. The development is set amid the lush greenery of Sungei Simpang Kiri and located near Sembawang Park. The distinctive riverside theme of this project takes cue from its location, which faces the bend of Sungei Simpang Kiri.

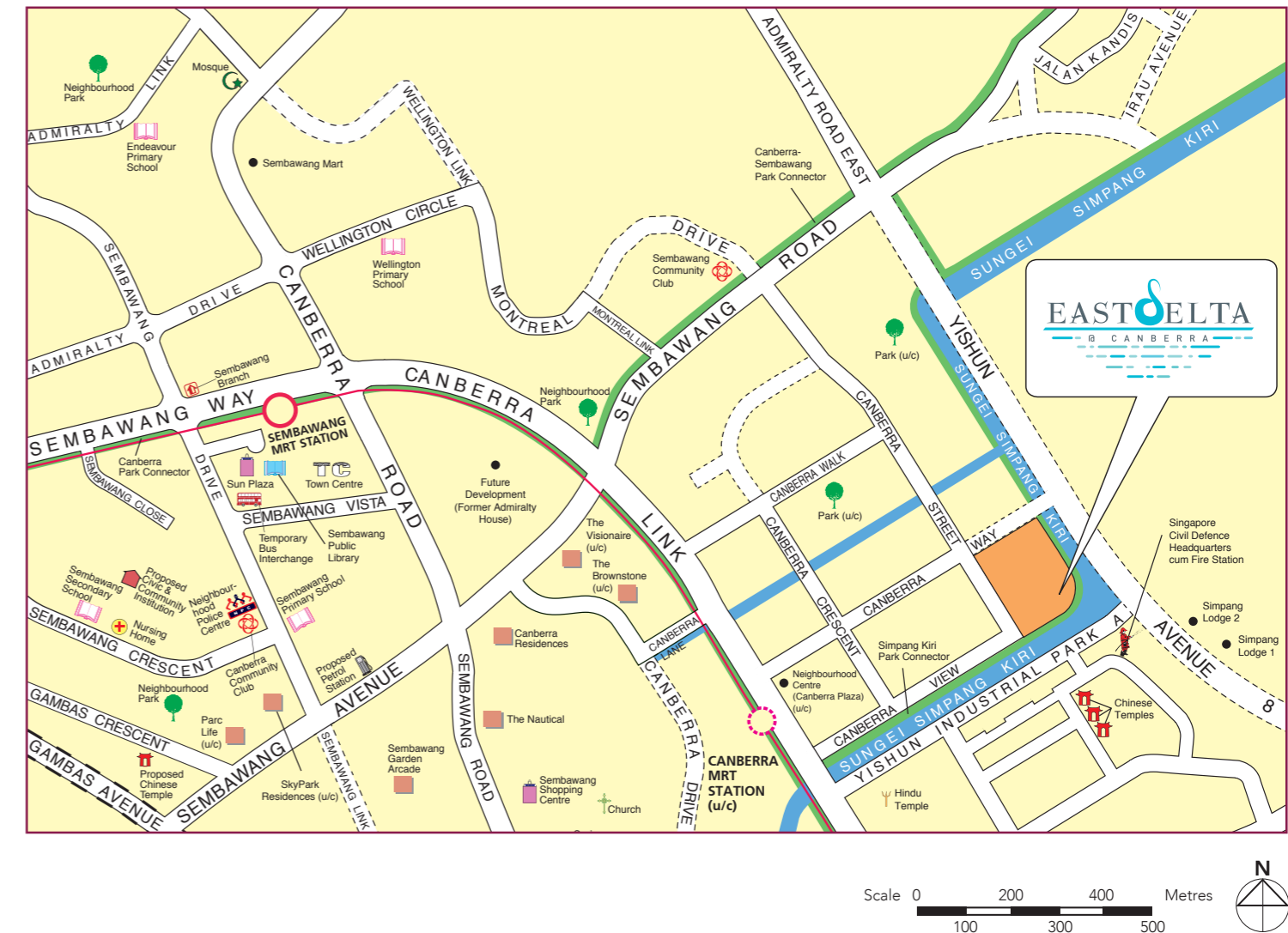
The development comprises 4 residential blocks. You can choose a home from 570 units of 4- and 5-room flats. Please refer to the site plan for the facilities to be provided in EastDelta @ Canberra. As this is a public housing development, facilities in this project will be opened to the public.





HDB precincts are planned to serve the evolving needs of the community. There are spaces catered for future inclusion of amenities/facilities (such as childcare centres, elderly-related facilities, education centres, residents' committee centres and day activity centres), commercial facilities (such as shops and eating houses), mechanical and electrical rooms and such other facilities depending on the prevailing needs. These spaces could be in the void decks, common property, car parks or stand-alone community buildings.

To facilitate your flat selection, we have provided information on the surrounding land use, proposed facilities and their locations in the maps and plans in this brochure. As the information provided is based on the current planning intent of the relevant government agencies, they are indicative only and are subject to review from time to time.

SEMBAWANG



LEGEND:

-  MRT Line & Station
  MRT Station (Under Construction)
- === Under Construction/Future Road
 == Future North-South Corridor
 (u/c) Under Construction

Notes:

All proposed developments are subject to change and planning approval.

Proposed Civic & Community Institution includes examples like Community Centre/Club, Association, Home for the Aged, etc., subject to change and planning approval.

The proposed facilities and their locations as shown are indicative only. The proposed facilities may include other ancillary uses allowed under URA's prevailing Development Control guidelines. For example, places of worship may also include columbarium as an ancillary use, while community centres may also include childcare centres. The implementation of the facilities is subject to review from time to time by the relevant authorities.

The information contained herein is subject to change at any time without notice and cannot form part of an offer or contract. While reasonable care has been taken in providing this information, HDB shall not be responsible in any way for any damage or loss suffered by any person whether directly or indirectly as a result of reliance on the said information or as a result of any error or omission therein.

Eco-Friendly Living

To encourage a 'green' lifestyle, EastDelta @ Canberra will have several eco-friendly features:

- Separate chutes for recyclable waste
- Motion sensor-controlled energy efficient lighting at staircases to reduce energy consumption
- Regenerative lifts to reduce energy consumption
- Eco-pedestals in bathrooms to encourage water conservation
- Bicycle stands to encourage cycling as an environmentally friendly form of transport
- Parking spaces to facilitate car-sharing schemes
- Use of sustainable and recycled products in the development



Elegant Homes

EastDelta @ Canberra offers 4- and 5-room flats.

The 4- and 5-room flats will come with floor finishes in the kitchen, household shelter, service yard, and bathrooms. Wall tiles will also be provided in the bathroom and kitchen.

Some 4- and 5-room flats come with a balcony at the living room.

All new HDB flats have Universal Design features such as wider corridors, ramps instead of steps to allow for ageing in place.

Optional Component Scheme

The Optional Component Scheme provides convenience for our buyers, and is offered on an opt-in basis. Please refer to the attached Optional Component Scheme leaflets for details. The cost of the optional components will be added to the selling price of the flat.

Open Kitchen Concept (Default)



LAYOUT IDEAS FOR 4-ROOM

APPROX. FLOOR AREA 93 sqm

(Inclusive of Internal Floor Area of 90 sqm and Air-con Ledge)

With Kitchen Partition Wall



LAYOUT IDEAS FOR 4-ROOM

APPROX. FLOOR AREA 93 sqm

(Inclusive of Internal Floor Area of 90 sqm and Air-con Ledge)

Open Kitchen Concept (Default)



LAYOUT IDEAS FOR 4-ROOM

APPROX. FLOOR AREA 93 sqm

(Inclusive of Internal Floor Area of 90 sqm and Air-con Ledge)

With Kitchen Partition Wall



LAYOUT IDEAS FOR 4-ROOM

APPROX. FLOOR AREA 93 sqm

(Inclusive of Internal Floor Area of 90 sqm and Air-con Ledge)

Open Kitchen Concept (Default)



LAYOUT IDEAS FOR 4-ROOM

APPROX. FLOOR AREA 96 sqm

(Inclusive of Internal Floor Area of 93 sqm and Air-con Ledge)

With Kitchen Partition Wall



LAYOUT IDEAS FOR 4-ROOM

APPROX. FLOOR AREA 96 sqm

(Inclusive of Internal Floor Area of 93 sqm and Air-con Ledge)

Open Kitchen Concept (Default)



LAYOUT IDEAS FOR 5-ROOM

APPROX. FLOOR AREA 113 sqm

(Inclusive of Internal Floor Area of 110 sqm and Air-con Ledge)

With Kitchen Partition Wall



LAYOUT IDEAS FOR 5-ROOM

APPROX. FLOOR AREA 113 sqm

(Inclusive of Internal Floor Area of 110 sqm and Air-con Ledge)

Open Kitchen Concept (Default)



LAYOUT IDEAS FOR 5-ROOM

APPROX. FLOOR AREA 113 sqm

(Inclusive of Internal Floor Area of 110 sqm and Air-con Ledge)

With Kitchen Partition Wall



LAYOUT IDEAS FOR 5-ROOM

APPROX. FLOOR AREA 113 sqm

(Inclusive of Internal Floor Area of 110 sqm and Air-con Ledge)

Open Kitchen Concept (Default)



LAYOUT IDEAS FOR 5-ROOM

APPROX. FLOOR AREA 116 sqm

(Inclusive of Internal Floor Area of 113 sqm and Air-con Ledge)

With Kitchen Partition Wall



LAYOUT IDEAS FOR 5-ROOM

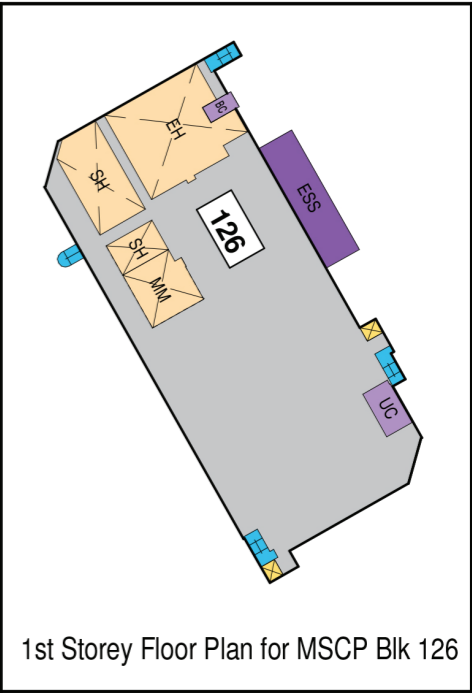
APPROX. FLOOR AREA 116 sqm

(Inclusive of Internal Floor Area of 113 sqm and Air-con Ledge)



LEGEND

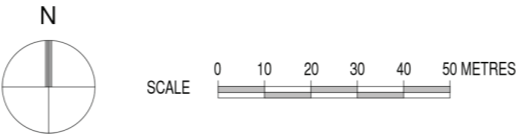
- 4 - Room
- 5 - Room
- Reserved for Development / Existing Development
- Surrounding Buildings / Structures
- Precinct Pavilion / Drop - Off Porch / Shelter (S) / Linkway / Link-Bridge (LB) at 8th Storey
- Trellis
- Childcare Centre (CCC) / Future Amenties / Facilities (FA/F) at 1st Storey
- Eating House (EH) / Shop (SH) / Minimart (MM) at 1st Storey
- Children Playground (PG) / Adult Fitness Station (AFS) / Elderly Fitness Station (EFS)
- Multi-Storey Carpark
- Electrical Sub-Stations (ESS) at 1st Storey
- Utility Centre (UC) / Bin Centre (BC) at 1st Storey
- Open Space
- Staircase
- Driveway
- Centralised Refuse Chute / Chute for Recyclable Refuse
- Corridor
- Lift
- Service Bay / Loading & Unloading Bay (L/UL)
- (UC) Under Construction



Block Number	Number of Storeys	4 Room	5 Room	Total	Lift opens at
126A	15	70	70	140	Every Storey
126B	15	70	70	140	Every Storey
126C	15	42	98	140	Every Storey
126D	15	122	28	150	Every Storey
Total		304	266	570	



Applicants are encouraged to visit the place before booking a flat.



- Notes:**
- All proposed developments are subject to change and planning approval.
 - The proposed facilities and their locations as shown are indicative only. The proposed facilities may include other ancillary uses allowed under URA's prevailing Development Control guidelines. For example, places of worship may also include columbarium as an ancillary use, while community centres may also include childcare centres. The implementation of the facilities is subject to review from time to time by the relevant authorities.
 - The use of the void deck in any apartment block, common property (such as precinct pavilion), car park or stand-alone community building for future amenities/facilities (such as childcare centres, elderly-related facilities, education centres, residents' committee centres and day activity centres), commercial facilities (such as shops and eating houses), mechanical and electrical rooms and such other facilities is subject to review from time to time.
 - The residential blocks may be completed ahead of the proposed precinct facilities, so that flat buyers are able to collect the keys to their new homes earlier.
 - Unless otherwise indicated in the sales brochure, all facilities within the project, including but not limited to roof gardens and sky terraces (if any), will be open to the public.

The information contained herein is subject to change at any time without notice and cannot form part of an offer or contract. While reasonable care has been taken in providing this information, HDB shall not be responsible in any way for any damage or loss suffered by any person whether directly or indirectly as a result of reliance on the said information or as a result of any error or omission therein.



BLOCK 126A
(2ND TO 15TH STOREY FLOOR PLAN)


LEGEND

- 4 - Room
- 5 - Room

WINDOW LEGEND

- W1 - FULL HEIGHT WINDOW (APPROX. 300mm HIGH PARAPET WALL)
- W2 - THREE QUARTER HEIGHT WINDOW (APPROX. 550mm HIGH PARAPET WALL)
- CW - FULL HEIGHT WINDOW (APPROX. 300mm HIGH PARAPET WALL)
- UNLESS OTHERWISE INDICATED, ALL WINDOWS WILL BE STANDARD HEIGHT WINDOWS

The coloured floor plan is not intended to demarcate the boundary of the flat.





BLOCK 126B (2ND TO 15TH STOREY FLOOR PLAN)

LEGEND

- 4 - Room
- 5 - Room

WINDOW LEGEND

- W1 - FULL HEIGHT WINDOW (APPROX. 300mm HIGH PARAPET WALL)
- W2 - THREE QUARTER HEIGHT WINDOW (APPROX. 550mm HIGH PARAPET WALL)
- CW - FULL HEIGHT WINDOW (APPROX. 300mm HIGH PARAPET WALL)
- UNLESS OTHERWISE INDICATED, ALL WINDOWS WILL BE STANDARD HEIGHT WINDOWS

The coloured floor plan is not intended to demarcate the boundary of the flat.

SCALE 0 2 4 6 8 10 METRES



BLOCK 126C (2ND TO 15TH STOREY FLOOR PLAN)

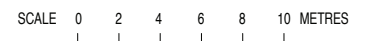
LEGEND

- 4 - Room
- 5 - Room

WINDOW LEGEND

- W1 - FULL HEIGHT WINDOW (APPROX. 300mm HIGH PARAPET WALL)
- W2 - THREE QUARTER HEIGHT WINDOW (APPROX. 550mm HIGH PARAPET WALL)
- CW - FULL HEIGHT WINDOW (APPROX. 300mm HIGH PARAPET WALL)
- UNLESS OTHERWISE INDICATED, ALL WINDOWS WILL BE STANDARD HEIGHT WINDOWS

The coloured floor plan is not intended to demarcate the boundary of the flat.





BLOCK 126D (2ND STOREY FLOOR PLAN)

LEGEND

- 4 - Room
- 5 - Room

WINDOW LEGEND

- W1 - FULL HEIGHT WINDOW (APPROX. 300mm HIGH PARAPET WALL)
 - W2 - THREE QUARTER HEIGHT WINDOW (APPROX. 550mm HIGH PARAPET WALL)
 - CW - FULL HEIGHT WINDOW (APPROX. 300mm HIGH PARAPET WALL)
- UNLESS OTHERWISE INDICATED, ALL WINDOWS WILL BE STANDARD HEIGHT WINDOWS

The coloured floor plan is not intended to demarcate the boundary of the flat.

SCALE 0 2 4 6 8 10 METRES



BLOCK 126D (3RD TO 15TH STOREY FLOOR PLAN)

LEGEND

- 4 - Room
- 5 - Room

WINDOW LEGEND

- W1 - FULL HEIGHT WINDOW (APPROX. 300mm HIGH PARAPET WALL)
- W2 - THREE QUARTER HEIGHT WINDOW (APPROX. 550mm HIGH PARAPET WALL)
- CW - FULL HEIGHT WINDOW (APPROX. 300mm HIGH PARAPET WALL)
- UNLESS OTHERWISE INDICATED, ALL WINDOWS WILL BE STANDARD HEIGHT WINDOWS

The coloured floor plan is not intended to demarcate the boundary of the flat.

SCALE 0 2 4 6 8 10 METRES

General Specifications for EastDelta @ Canberra

For 4-Room & 5-Room

Foundation

Piled foundations.

Structure

Reinforced concrete structural framework with reinforced concrete slabs.

Roof

Reinforced concrete roof slab with precast concrete secondary roofing.

Walls

All external and internal walls are constructed with reinforced concrete/ solid blocks/ bricks with cement plastering/ precast panels/ precast lightweight concrete partitions/ drywall partition system.

Windows

Aluminium framed windows with tinted glass.

Doors

Entrance	: decorative solid timber door and metal gate
Bedroom	: laminated UPVC door (optional)
Bathroom/ WC	: laminated UPVC folding door (optional)
Household Shelter	: metal door
Service Yard	: aluminium framed door with glass
Balcony (where applicable)	: aluminium framed door with glass

Finishes

Ceilings	: skim coated or plastered and painted
Kitchen/ Bathroom/ WC Walls	: ceramic tiles
Other Walls	: skim coated or plastered and painted
Living/ Dining Floor	: polished porcelain tiles with laminated UPVC skirting (optional)
Bedroom Floor	: vinyl strip flooring with laminated UPVC skirting (optional)
Kitchen Floor	: glazed porcelain tiles
Bathroom/ WC Floor	: ceramic tiles
Service Yard Floor	: glazed porcelain tiles with tile skirting
Household Shelter Floor	: glazed porcelain tiles
Balcony Floor (where applicable)	: glazed porcelain tiles with tile skirting (optional)

Fittings

Quality Locksets
Water Closet Suite
Clothes Drying Rack
Wash basin with tap mixer, bath/ shower mixer and shower set (optional)

Services

Gas services and concealed water supply pipes
Exposed sanitary stacks (which can be located at Service Yard and/ or Air-con ledge)
Concealed electrical wiring to lighting and power points (including water heater and air-conditioning points)
Television points
Data points

Important Notes

- 1) The Household Shelter is designed for use as civil defence shelter. The walls, ceiling, floor and door of the Household Shelter shall not be hacked, drilled, altered or removed.
- 2) Air-con panel in the main bedroom will not be provided.
- 3) Laminated UPVC door frame shall be provided to all Bedroom and Bathroom/ WC door openings.
- 4) Any unused or unoccupied open spaces in front of or nearby/ adjacent to the flat units are not available for purchase and the HDB will not entertain any request from the flat owners to purchase and/ or enclose the unused or unoccupied open spaces.
- 5) The details of services in a flat, e.g. gas pipes, water pipes, sanitary stacks, electrical wiring, television points, data points, etc. are not indicated on the plans.
- 6) When selecting the flat, buyers may opt for items listed above as optional under the Optional Component Scheme. The cost of the optional items opted for will be added to the purchase price of the flat.

You are advised to visit HDB's website at www.hdb.gov.sg for information on renovation rules.

Disclaimer

- 1) HDB owns the copyright in all information, maps, and plans of this brochure.
- 2) The content provided in this brochure is not intended to form part of any offer or contract for the sale of flats. They are provided for your general information only, and are not statements or representations of fact.
- 3) Visual representations, such as pictures, art renderings, depictions, illustrations, photographs, drawings, as well as other graphic representations and references, are only artistic impressions. They are provided for your general information only, and are not representations of fact.
- 4) The information on this project, including but not limited to the dimensions, areas, plans, colour schemes, descriptions, and specifications, are subject to change or review without notice at our sole discretion or if required by the relevant authorities.
- 5) We may at any time, without any notice and at our sole discretion, change any aspect of this project, including but not limited to the omission, amalgamation, increase, or reduction of amenities and facilities, colour schemes, design features, and specifications.
- 6) We will not entertain any request for alteration of the layout or specifications of a flat to suit individual needs.
- 7) While reasonable care has been taken in providing the information in this brochure, we do not warrant its accuracy. We shall not be responsible in any way for any damage or loss suffered by any person whether directly or indirectly as a result of reliance on the said information or as a result of any error or omission therein.
- 8) The floor areas shown are scaled strata areas and subject to final survey.
- 9) The surrounding land use, proposed facilities and their locations as shown in the maps and plans are indicative only and subject to change. They may include ancillary uses allowed under the Urban Redevelopment Authority's prevailing Development Control guidelines.
- 10) We reserve the right to use or allow the use of
 - the void deck in any Apartment block,
 - Car park;
 - Common property (such as precinct pavilion); or
 - Standalone community building,for:
 - Future amenities/ facilities (such as child care centres, elderly-related facilities, education centres, residents' committee centres, and day activity centres);
 - Commercial facilities (such as shops and eating houses);
 - Mechanical and electrical rooms; and
 - Such other facilities as we deem fit.
- 11) This brochure does not and is not intended to provide full and complete information of the guidelines or requirements of the relevant authorities. You are advised to approach the relevant authorities directly for full information and details of these guidelines and requirements.



Copyright © Housing & Development Board
All rights reserved. September 2016

OPTIONAL COMPONENT SCHEME (3-, 4-, 5-ROOM AND 3GEN FLATS)

The Optional Component Scheme (OCS) provides convenience for flat buyers, and is offered on an opt-in basis. Choose the OCS items you want before your flat selection appointment. The cost of the OCS items will be added to the selling price of the selected flat.

The 3-, 4-, 5-room and 3Gen flats come with:

- floor finishes in the kitchen, household shelter, service yard and bathrooms
- wall tiles in the bathrooms and kitchen
- water closet suite in each bathroom

YOU CAN CHOOSE TO HAVE THE FOLLOWING ITEMS INSTALLED IN YOUR SELECTED FLAT:

- ☐ Floor finishes for living/ dining room and bedrooms
- ☐ Internal doors + sanitary fittings
 - wash basin with tap mixer
 - shower set with bath/ shower mixer



Wash basin with tap mixer in attached bathroom



Wash basin with tap mixer



Handheld shower set with bath/ shower mixer

KITCHEN PARTITION WALL (where feasible)

To provide buyers greater flexibility in terms of layout and design, some flats will come with an open kitchen concept. You can opt-in to have a partition wall between the living/ dining area and kitchen, if you do not want an open kitchen concept.

Disclaimer: All displays and images shown here are strictly for reference only and are subject to change without notice. The displays and images shown here are conceptual and indicative only and the colour schemes, design, dimensions, type, tonal differences and specifications may differ from the actual fittings installed in the flat.

August 2016